


Seto Inland Sea

Seto Inland Sea

SETOUCHI STORY

Rediscovering the charms of the people as the starting
point



Find New JAPAN with “SETOUCHI”

The Setouchi area is called "Japan's Aegean Sea" and is one of the most popular tourist spots in Japan.

Visitors can experience the "beauty of the archipelago," which consists of 727 islands, and encounter the culture and history unique to each island.

Miyajima," which represents the production center of Hiroshima oysters, Hiroshima, a city of manufacturing, and Shimanami," known for its abundant citrus fruits, and Tomonoura, where the traditional culture of the port town has been passed down from generation to generation.

In "SETOUCHI STORY" we gathered premium experiences that cannot be found in other areas of Japan and interviewed the people who live there.

Please come and visit us in the Seto Inland Sea.

MAP



INDEX



Experience stamping foil on a fan to learn Japan's only innovative gold leaf paper technology



Learn About Hiroshima Oyster Harvesting with 18th Generation Fishermen



Go with a sailboat round-the-Pacific adventurer! Sailing trip to the "calm" waters of the Seto Inland Sea



Spectacular Cruise Tour Around Miyajima: Discover "God's Island" & Lunch (Sunday Only)



Shimanami Kaido Cycling Tour & Local Workshop Experience



Guided Cycling Tour of Omishima: Interact with Local Farmers



otsukai! Etajima



One Day Sea Kayak Tour of Life by the Seto Inland Sea



Explore the Tranquillity and Peace of Hiroshima via SUP



Discover Battleship Island & Rabbit Island on an Exciting Cruise



Witness Stunning Itsukushima Shrine on a Quick Sea Kayak Tour

Experience stamping foil on a fan to learn Japan's only innovative gold leaf paper technology

HIGHLIGHT

- The experience takes place at a factory with a history of more than 100 years, which began as a sword dealer and is the largest producer of foil-stamped paper in Japan.
- The atelier-like factory was built with waste materials exposed to radiation, and visitors can feel the history of Hiroshima.
- Visitors can experience foil stamping on fans using gold paper, a patented technology that is still alive in modern interior design.
- You can take home as a souvenir of your trip your original fan, which is the result of delicate work learned from a craftsman.

PLAN

As a world-class innovator of Japanese foil culture, Rekiseisha is constantly making new attempts. In the past, there have been domestic and international visitors to the workshop, but to introduce the charm of foil to as many people as possible, we have created a plan that includes a tour of the workshop to learn about the history and manufacturing process, followed by foil stamping on a folding fan. Translated with www.DeepL.com/Translator (free version)

SUSTAINABLE TOURISM

Sustainable Tourism Support

- Sustainability of the natural environment :★★
- Community and Cultural Sustainability :★★
- Sustainability of the local economy :★★



Finished foil-stamped paper




A bombed factory. The plant is being used while undergoing repeated maintenance.



Products are developed based on technology cultivated over many years.



Uniquely shaped fan with bellows paper spreading upward.



Also used by prestigious hotels in the U.S. and Europe.



Rekiyo's factory with 100 years of history



Creators working by hand in a factory



Owner of experience facility



Beautiful lobby with bold use of foil

INFORMATION

Seto Inland Sea

Plan Details

Plan Name	Traditional Gold Leaf Plating Folding Fan Experience: Art that Survived Tragedy			
Plan Category	Activity (content to be conducted in one location)			
Plan Theme (select 2-3)	Art, Design & Fashion		History, Culture	
Highlights (3-5 listed)	This experience takes place at a factory that started as a sword dealer over 100 years ago and is now the largest producer of gilding paper in Japan. History permeates the very walls of the factory that was rebuilt with scrap wood that survived the atomic bombing of Hiroshima. Experiment with a patented technology that has found new life in modern interior design by using gold leaf to gild your very own fan. Learn from the factory's craftsmen and create a one-of-a-kind souvenir of your trip.			
OUTLINE (1-2 lines)	At the Rekiseisha factory, rebuilt around a chimney that survived the bombing of Hiroshima, learn about their foil application techniques and make your own gilded fan.			
DETAILS	This tour will take you to the factory that produces kingami, traditional Japanese gold leaf paper. We will also visit the chimney that survived the atomic bombing as well as other historic post-war parts of the factory. Lose yourself in a world of fantasy as you watch artisans create innovative gold and silver leaf papers that suit modern sensibilities all while protecting the traditional crafting methods of gilding. Afterward, join a lesson from one of the craftsmen where they will teach you how to gild your own fan.			
SCHEDULE	Start time	End time	Name of spot (stopover or transit point)	Experience Details
	00:00	00:30	Rekiseisha Head Office (Factory)	Meet at the head office of Rekiseisha There will be an introduction to the history of Rekiseisha before a visit to the factory, a building that was damaged during the bombing of Hiroshima.
	00:30	1:30	Rekiseisha Headquarters (Experience Booth)	Make your own gilded fan constructed with Japanese washi paper.
	1:30	2:00	Rekiseisha Head Office (Showroom)	After finishing the fans, there will be time for a Q&A session, followed by a tour of the showroom.

About the Setup

Meeting point	Rekiseisha Head Office		
Meeting place address	〒733-0003	3-20-4 Misasamachi, Nishi-ku, Hiroshima-shi, Hiroshima	
Access	10-minute walk from JR Yokogawa Station and Hiroden Yokogawa Station.		

Prices

Main Plan Price		Category 1	Category 2	Category 3	Category 4
	Classification (age, number of people, etc.)	1 person	2 persons	3 persons More than	
	Selling price (tax included) Reference price.	¥13,300	¥11,970	¥10,640	
	Application Unit	per capita	per capita	per capita	
Included in the main fee	Any expenses related to the factory tour and fan gilding activity.				
Not included in the main fee	-				
Option Price		Option1	Option2	Option3	Option4
	Option name				
	detailed explanation				
	Selling price (tax included) Reference price.	¥0	¥0	¥0	¥0
	Application Unit				

Schedule

Duration	1.5~2 hours			Time of completion of assembly	5 minutes before the start time	
Reservation Deadline	Up to 24 hours prior to start time					
Experience Time	✓ on the days of the week that apply.	day of the week	Initial start time	Final start time	Frequency	
		every day	:	:		
	✓	Monday	10:00	15:00	Held every 60 minutes	
	✓	Tuesday	10:00	15:00	Held every 60 minutes	
	✓	Wednesday	10:00	15:00	Held every 60 minutes	
	✓	Thursday	10:00	15:00	Held every 60 minutes	
	✓	Friday	10:00	15:00	Held every 60 minutes	
		Saturday	:	:		
		Sunday	:	:		
Special schedules not covered above	-					
Closed (when 3 or more holidays are scheduled) Seasonal, year-end and New Year holidays, etc.	Saturdays, Sundays, national holidays Summer (Obon) and winter (year-end and New Year) holidays					

INFORMATION

Language support

Language support ✓ to those that apply		English	Chinese	Korean	Other languages (include language name)
	guide	✓			
	audio guide				
	explanatory material				
	Other				
Language level of the guide		English	Chinese	Korean	Other Languages
		Speaks fluently Can explain			

Participant

Capacity	smallest	1 person	largest	5 persons	Conditions for free participation
Items to bring					
Participant Requirements Please put ✓ on those that apply	Wheelchair users are able to participate.				
	Wheelchair accessible for all transfers.				
	All floor surfaces are wheelchair accessible.				
	Strollers are allowed.				
	Animals (pets) are allowed.				
	Public transportation nearby.				✓
	It is possible to experience this with an infant on your lap.				
	There are chairs available for infants and toddlers.				
	Not recommended to participate if you have back pain.				
	Pregnant women are not allowed to participate.				
	Participation is not recommended if you have a serious heart or other medical condition.				
	A luggage storage service is available.				✓
Other participant requirements	Photography is not allowed due to copyright and portrait protection.				
	There are chairs available for infants and toddlers.				

Health and safety measures

1. Face masks required for travelers in public areas	✓
2. Face masks required for guides in public areas	✓
3. Face masks provided for travelers as needed	✓
4. Hand sanitizer available to travelers and staff	✓
5. Social distancing enforced throughout the experience	✓
6. Regularly sanitized high-traffic areas	✓
7. Gear/equipment sanitized between uses	
8. Transportation vehicles regularly sanitized	
9. Guides required to regularly wash hands	✓
10. Regular temperature checks for staff	✓
11. Temperature checks for travelers upon arrival	✓
12. Paid stay-at-home policy for staff with symptoms	✓
13. Contactless payments for gratuities and add-ons	✓
14. Contactless ticket redemption	

Troubleshooting

In case of no-show Contact method Weather, disasters, etc.	Email at least 1 day before the day of the experience					
	Cancellation Policy Patterns	✓	When to Cancel	Cancellation fee to be paid to your company (A)	Attractive JAPAN Cancellation Fee (B)	Cancellation Policy for Customers (A+B)
Cancellation Policy ✓ for the one you want	Non-travel products not involving movement of goods or lodging	【Pattern 1】 Attractive JAPAN standard cancellation policy	7 to 4 days before the tour date	30%	10%	40%
			3 to 2 days before the tour date	50%	10%	60%
			The day before the tour date, on the day of the tour	100%	0%	100%
	Travel business products involving travel and lodging	【Pattern 2】 Cancellation Policy of Travel Agency Terms and Conditions <u>In principle, changes are not allowed.</u>	20 to 8 days before the departure date of the tour	10%	10%	20%
			<u>10-8 days prior for one-day trip</u>			
			7 to 2 days before the departure date of the tour	20%	10%	30%
			The day before the departure date of the tour	30%	10%	40%
			On the day of the departure date of the tour	40%	10%	50%
			After the tour departed, No show	100%	10%	100%

Other remarks

Free Wi-Fi	Yes	Toilet	Yes (Western-style)
------------	-----	--------	---------------------

Learn About Hiroshima Oyster Harvesting with 18th Generation Fishermen

HIGHLIGHT

- The tour guide is the 18th generation of a family-run fishery company that has been in business for 300 years.
- Visit an oyster raft and watch the fishermen bring in oysters through goggles.
- Visit the oyster fishing site via a small fishing boat.
- Have a taste of the company's signature oyster dishes. (Dishes may vary depending on the season.)

PLAN

A special tour where guests are guided by the head of a family-run oyster farming company established in the Edo period that has been in business for over 300 years to witness the oyster catch, visit an oyster raft, and enjoy oyster tasting.

SUSTAINABLE TOURISM

Sustainable Tourism Support

- a. Sustainability of the natural environment :★★
- b. Community and Cultural Sustainability :★★
- c. Sustainability of the local economy :★★



Marked by a blue sign on Miyajima-kaido road.!



Mr. Okihara and Mr. Shimada



Seto Inland Sea

Early morning oyster unloading operation



As the 18th generation in the oyster farming business that has been in existence since the Edo period



Early riser to see Miyajima from the sea, a very special island.



Oysters from Hiroshima attract palates from around the world.

INFORMATION

Seto Inland Sea

Plan Details

Plan Name	Learn About Hiroshima Oyster Harvesting with 18th Generation Fishermen			
Plan Category	Activity (content to be conducted in one location)			
Plan Theme (select 2-3)	Cuisine		Nature, Social Activities	
Highlights (3-5 listed)	By the 18th generation of a long-established fisheries company that has been in business for 300 years since Edo Landing on an oyster raft and observing the aquaculture scene through goggles A small fishing boat takes you very close to the oyster landing site Tasting of our signature oyster dishes (dishes vary depending on the season)			
OUTLINE (1-2 lines)	This is a special plan where you will witness oyster landing with a guide who is the 18th generation of a long-established oyster farming company that has been in business for over 300 years since Edo, land on an oyster raft, and enjoy oyster tasting.			
DETAILS	The 18th generation of oyster farmers talks about the charm of Hiroshima oysters and the eco-cycle of Miyajima Yayama. Known as an innovator who was the first in the private sector to develop a new species and led it to success, you will spend a special time being personally guided by the taciturn but gentle chairman.			
SCHEDULE	Start time	End time	Name of spot (stopover or transit point)	Experience Details
	7:00	8:00	Shimada Suisan Pier - Off Miyajima	Gathering. Board an oyster fishing boat and observe the scene of the landing of the oysters, a typical scene during the cold season in Hiroshima; listen to an explanation of oyster farming from an 18th generation oyster farmer, hear the story of the birth of "Aki no Ichigiru," a brand name oyster bred at the production site, and go on a private tour to enjoy the calm Seto Inland Sea and Hiroshima oysters, with its oyster rafts lining the shore. Translated with www.DeepL.com/Translator (free version)

About the Setup

Meeting point	Shimada Suisan
Meeting place address	1-2-6 Miyajimaguchinishi, Hatsukaichi-shi, Hiroshima 739-0412
Access	From JR Miyajima-guchi Station or Hiroden Miyajima-guchi Streetcar Station, walk straight down the main street (Route 2) then turn right (toward Yamaguchi) and walk for about 10 minutes. Eventually, there will be a blue sign for Shimada Suisan on your left. It takes 5 minutes to get there by taxi (though the time depends on traffic conditions).

Prices

Main Plan Price	Classification (age, number of people, etc.)	Category 1	Category 2	Category3	Category4
	2 person	3 person	4 person	5 person	
	Selling price (tax included) Reference price.	¥8,000	¥10,000	¥11,500	¥12,000
	Application Unit	per capita	per group	per group	per group
Included in the main fee	Food fee				
Not included in the main fee	Personal transportation expenses				
Not included in the main fee		Option 1	Option2	Option3	Option4
	Option name				
	detailed explanation				
	Selling price (tax included) Reference price.	¥0	¥0	¥0	¥0
	Application Unit				

Schedule

Duration	1.5 hours		Time of completion of assembly	Start time	Up to 10 minutes before
Reservation Deadline	Start time		Up to 24 hours in advance		
Experience Time	✓ on the days of the week that apply.	day of the week	Initial start time	Final start time	Frequency
	✓	every day	7:00	:	
		Monday	:	:	
		Tuesday	:	:	
		Wednesday	:	:	
		Thursday	:	:	
		Friday	:	:	
		Saturday	:	:	
		Sunday	:	:	
Special schedules not covered above	Please note that the oyster rafts may not be open for tours during inclement weather or 2-3 days after a typhoon.				
Closed (when 3 or more holidays are scheduled) Seasonal, year-end and New Year holidays, etc.					

INFORMATION

Language support

Language support ✓ to those that apply		English	Chinese	Korean	Other languages (include language name)
	guide				
	audio guide	✓			
	explanatory material				
	Other				
Language level of the guide		English Not fluent, but can speak and explain without problems	Chinese	Korean	Other Languages

Participant

Capacity	smallest	1	person	largest	5	persons	Conditions for free participation
Items to bring							
Participant Requirements Please put ✓ on those that apply	Wheelchair users are able to participate.						
	Wheelchair accessible for all transfers.						
	All floor surfaces are wheelchair accessible.						
	Strollers are allowed.						
	Animals (pets) are allowed.						
	Public transportation nearby.						✓
	It is possible to experience this with an infant on your lap.						
	There are chairs available for infants and toddlers.						
	Not recommended to participate if you have back pain.						✓
	Pregnant women are not allowed to participate.						✓
	Participation is not recommended if you have a serious heart or other medical condition.						✓
	A luggage storage service is available.						
	Photography is not allowed due to copyright and portrait protection.						
	There are chairs available for infants and toddlers.						
Other participant requirements							

Health and safety measures

1. Face masks required for travelers in public areas	✓
2. Face masks required for guides in public areas	✓
3. Face masks provided for travelers as needed	✓
4. Hand sanitizer available to travelers and staff	✓
5. Social distancing enforced throughout the experience	✓
6. Regularly sanitized high-traffic areas	✓
7. Gear/equipment sanitized between uses	
8. Transportation vehicles regularly sanitized	
9. Guides required to regularly wash hands	✓
10. Regular temperature checks for staff	✓
11. Temperature checks for travelers upon arrival	
12. Paid stay-at-home policy for staff with symptoms	✓
13. Contactless payments for gratuities and add-ons	
14. Contactless ticket redemption	

Troubleshooting

In case of no-show Contact method Weather, disasters, etc.	Call at least 4 days prior to the day of the experience						
	Cancellation Policy Patterns	✓	When to Cancel	Cancellation fee to be paid to your company (A)	Attractive JAPAN Cancellation Fee (B)	Cancellation Policy for Customers (A+B)	
Cancellation Policy ✓ for the one you want	Non-travel products not involving movement of goods or lodging	【Pattern1】 Attractive JAPAN standard cancellation policy	7 to 4 days before the tour date	30%	10%	40%	
			3 to 2 days before the tour date	50%	10%	60%	
			The day before the tour date, on the day of the tour	100%	0%	100%	
	Travel business products involving travel and lodging	【Pattern2】 Cancellation Policy of Travel Agency Terms and Conditions <u>In principle, changes are not allowed.</u>	20 to 8 days before the departure date of the tour	10%	10%	20%	
			<u>10-8 days prior for one-day trip</u>				
			7 to 2 days before the departure date of the tour	20%	10%	30%	
			The day before the departure date of the tour	30%	10%	40%	
			On the day of the departure date of the tour	40%	10%	50%	
			After the tour departed, No show	100%	10%	100%	

Other remarks

Free WI-FI	-	Toilet	-
------------	---	--------	---

Go with a sailboat round-the-Pacific adventurer! Sailing trip to the "calm" waters of the Seto Inland Sea

Sea HIGHLIGHT

- Feel like an adventurer aboard the Orihalcon with Kenichi Yamashita, the adventurer who circumnavigated the Pacific Ocean!
- Original course design based on the wind and demands of the day
- When in sailing mode, there is no engine noise and you can enjoy the calm waters of the Seto Inland Sea with the sound of the wind and waves.
- Listen to Mr. Yamashita, an adventurer, talk about his adventures around the world with his special espresso.
- Spectacular views of the Seto Inland Sea that change expression at different times of the day: blue sky, sunset, and factory night views. Translated with www.DeepL.com/Translator (free version)

PLAN

Sailing in the Seto Inland Sea with Mr. Yamashita, an adventurer who has circumnavigated the Pacific Ocean, aboard the "Orihalcon. The course is designed to suit the climate of the day and the needs of the participants, so why not explore the Seto Inland Sea, which changes its expression depending on the season and the time of day?

SUSTAINABLE TOURISM

Sustainable Tourism
Support

- Sustainability of the natural environment :★★
- Community and Cultural Sustainability :★★
- Sustainability of the local economy :★★



As the wind blows, follow your heart



Espresso with a hint of adventure.



Sailing on a yacht on an adventure in the Pacific Ocean



Based in Ofake City, based on his experience climbing in Yosemite.

INFORMATION

Seto Inland Sea

Plan Details

Plan Name	Go with a sailboat round-the-Pacific adventurer! Sailing trip to the "calm" waters of the Seto Inland Sea			
Plan Category	Activity (content to be conducted in one location)			
Plan Theme (select 2-3)	Outdoor, Adventure		Nature, Social Activities	
			Season	
Highlights (3-5 listed)	Feel like an adventurer aboard the Orihalcon with Kenichi Yamashita, the adventurer who circumnavigated the Pacific Ocean! Original course design based on the wind and demands of the day When in sailing mode, there is no engine noise and you can enjoy the calm waters of the Seto Inland Sea with the sound of the wind and waves. Listen to Mr. Yamashita, an adventurer, talk about his adventures around the world with his special espresso. Spectacular views of the Seto Inland Sea that change expression at different times of the day: blue sky, sunset, and factory night views. Translated with www.DeepL.com/Translator (free version)			
OUTLINE (1-2 lines)	Sailing in the Seto Inland Sea with Mr. Yamashita, an adventurer who has circumnavigated the Pacific Ocean, aboard the "Orihalcon. The course is designed to suit the climate of the day and the needs of the participants, so why not explore the Seto Inland Sea, which changes its expression depending on the season and the time of day?			
DETAILS	Have you ever sailed? Once you experience the charm of sailing, which uses the power of the wind to propel you forward, you will never forget it. The Seto Inland Sea, where there is no engine noise but only the sound of the wind, waves, and seabirds, is a place where you can truly feel a sense of freedom. The Seto Inland Sea is a charming place with its calm, "calm" sea and beautiful archipelago of islands of various sizes. Anchored on a World Heritage beach or in an uninhabited island cove, you can enjoy espresso and the scent of the sea. The sky and the sea change their expressions depending on the time of day: blue sky in the daytime, sunset in the evening, and factory nightscape and moonlight at night. But that is not the only attraction of this plan. The real attraction is that you yourself can become an "adventurer" just for today, aboard Kenichi Yamashita, an adventurer who has circumnavigated the Pacific Ocean, and his yacht, the Orihalcon. He has been involved with nature for three years and two months, sailing around the Pacific Ocean with his family of four, making the first successful solo Japanese ascent of the Northwest Face of Half Dome in Yosemite (then the world's highest cliff in Guinness World Records), and managing a rock climbing school and Mikuradake Mr. Yamashita is well versed in how to deal with people. Hearing his stories of adventure, his thoughts on nature, and sometimes his educational stories while sailing will make you feel like an adventurer before you know it. You can anchor in a quiet cove and enjoy a cup of espresso, or take a kayak to an uninhabited island for a stroll and some fun on the sea. It's all up to you. Yacht operator: Adventure Cafe Orihalcon* Sailing from Miyajima to Kusubaba and completely custom-made sailing are also available. Please contact us if you are interested. Translated with www.DeepL.com/Translator (free version)			
SCHEDULE	Start time	End time	Name of spot (stopover or transit point)	Experience Details
	00:00	00:15	-	Gather in front of Kuba Fishing Cooperative and board the boat.
	00:15	4:00	-	Sailing, anchoring, espresso time, landing on a deserted island, etc.
	4:00	4:00	-	Dismissal in front of Kuba Fisheries Cooperative

About the Setup

Meeting point	In front of Kuba Fishery Cooperative Association
Meeting place address	3-8-13 Kuba, Otake City, Hiroshima 739-0412
Access	<p>Please look for the yacht anchored in the harbor near the front of the Kuba Fishing Cooperative building.</p> <p>Cars: There are parking spaces available in front of the fishermen's cooperative. Please ask for details at the meeting.</p> <p>Public transportation: 10 minutes walk from JR Kuba Station.</p>

Prices

Main Plan Price	Classification (age, number of people, etc.)	Category 1	Category 2	Category3	Category4
	Selling price (tax included)	¥7,700			
	Reference price.				
	Application Unit	per capita			
Included in the main fee	Yacht charter fee, passenger insurance, soft drinks, refreshments				
Not included in the main fee	-				
Not included in the main fee	Option name	Option1	Option2	Option3	Option4
	detailed explanation				
	Selling price (tax included)	¥0	¥0	¥0	¥0
	Reference price.				
Application Unit					

Schedule

Duration	4 hours		Time of completion of assembly	Start time	Up to 5 minutes before
Reservation Deadline	Start time		Up to 24 hours in advance		
Experience Time	✓ on the days of the week that apply.	day of the week	Initial start time	Final start time	Frequency
	✓	every day	10:00	19:00	Held every 60 minutes
		Monday	:	:	
		Tuesday	:	:	
		Wednesday	:	:	
		Thursday	:	:	
		Friday	:	:	
		Saturday	:	:	
Special schedules not covered above					
Closed (when 3 or more holidays are scheduled)					
Seasonal, year-end and New Year holidays, etc.					

INFORMATION

Language support

Language support ✓ to those that apply		English	Chinese	Korean	Other languages (include language name)
	guide				
	audio guide	✓			
	explanatory material				
	Other				
Language level of the guide		English	Chinese	Korean	Other Languages
		greeting only.			

Participant

Capacity	smallest	1	pers on	largest	6	pers on	Conditions for free participation
Items to bring							
Participant Requirements Please put ✓ on those that apply	Wheelchair users are able to participate.						
	Wheelchair accessible for all transfers.						
	All floor surfaces are wheelchair accessible.						
	Strollers are allowed.						
	Animals (pets) are allowed.						
	Public transportation nearby.						✓
	It is possible to experience this with an infant on your lap.						
	There are chairs available for infants and toddlers.						
	Not recommended to participate if you have back pain.						✓
	Pregnant women are not allowed to participate.						
	Participation is not recommended if you have a serious heart or other medical condition.						
	A luggage storage service is available.						
	Photography is not allowed due to copyright and portrait protection.						
	There are chairs available for infants and toddlers.						
Other participant requirements							

Health and safety measures

1. Face masks required for travelers in public areas	✓
2. Face masks required for guides in public areas	✓
3. Face masks provided for travelers as needed	
4. Hand sanitizer available to travelers and staff	✓
5. Social distancing enforced throughout the experience	
6. Regularly sanitized high-traffic areas	✓
7. Gear/equipment sanitized between uses	✓
8. Transportation vehicles regularly sanitized	✓
9. Guides required to regularly wash hands	✓
10. Regular temperature checks for staff	✓
11. Temperature checks for travelers upon arrival	
12. Paid stay-at-home policy for staff with symptoms	✓
13. Contactless payments for gratuities and add-ons	✓
14. Contactless ticket redemption	✓

Troubleshooting

In case of no-show Contact method Weather, disasters, etc.	Email at least 1 day before the day of the experience					
	Cancellation Policy Patterns	✓	When to Cancel	Cancellation fee to be paid to your company (A)	Attractive JAPAN Cancellation Fee (B)	Cancellation Policy for Customers (A+B)
Cancellation Policy ✓ for the one you want	Non-travel products not involving movement of goods or lodging	【Pattern1】 Attractive JAPAN standard cancellation policy	7 to 4 days before the tour date	30%	10%	40%
			3 to 2 days before the tour date	50%	10%	60%
			The day before the tour date, on the day of the tour	100%	0%	100%
	Travel business products involving travel and lodging	【Pattern2】 Cancellation Policy of Travel Agency Terms and Conditions <u>In principle, changes are not allowed.</u>	20 to 8 days before the departure date of the tour	10%	10%	20%
			<u>10-8 days prior for one-day trip</u>			
			7 to 2 days before the departure date of the tour	20%	10%	30%
			The day before the departure date of the tour	30%	10%	40%
			On the day of the departure date of the tour	40%	10%	50%
			After the tour departed, No show	100%	10%	100%

Other remarks

Free WI-FI	-	Toilet	Yes (Western style)
------------	---	--------	---------------------

Spectacular Cruise Tour Around Miyajima: Discover “God’s Island” & Lunch (Sunday Only)

HIGHLIGHT

- Learn the history and story of Miyajima to understand more about this fascinating island.
- Visit shrines that can only be reached by boat.
- Enjoy the beautiful scenery of Miyajima from the sea!

PLAN

Miyajima (dubbed the island of gods) is dotted with many shrines other than Itsukushima Shrine, and among them, the seven shrines facing the sea are called the “Nanaura Shrines”. On this plan, you will visit seven shrines by boat and go all the way around Miyajima. At the end of the cruise, enjoy a delicious lunch while feeling the sea breeze at


HANA KADA SUSTAINABLE TOURISM

Sustainable Tourism Support

- Sustainability of the natural environment :★★
- Community and Cultural Sustainability :★★
- Sustainability of the local economy :★★



Captain Fujisato



Tour of God's Island from the ancient sea



Interior view of HANA KADA



Spectacular sunset from the one-of-a-kind ride HANA KADA.



A new ship born out of passion



Enjoy your meal while feeling the sea breeze.

Seto Inland Sea

INFORMATION

Plan Details

Plan Name	Spectacular Cruise Tour Around Miyajima: Discover "God's Island" & Lunch (Sunday Only)			
Plan Category	Tour (content to visit two or more locations)			
Plan Theme (select 2-3)	Cuisine		Nature, Social Activities	
Highlights (3-5 listed)	Learn the history and story of Miyajima to understand more about this fascinating island. Visit shrines that can only be reached by boat. Enjoy the beautiful scenery of Miyajima from the sea!			
OUTLINE (1-2 lines)	Miyajima (dubbed the island of gods) is dotted with many shrines other than Itsukushima Shrine, and among them, the seven shrines facing the sea are called the "Nanaura Shrines". On this plan, you will visit seven shrines by boat and go all the way around Miyajima. At the end of the cruise, enjoy a delicious lunch while feeling the sea breeze at HANAIKADA.			
DETAILS	Discover Miyajima that you have never seen before. Enjoy lunch on HANAIKADA while floating in the calm sea off the west coast of Miyajima, and spend a luxurious time as if the beautiful scenery in front of you is only yours!			
SCHEDULE	Start time	End time	Name of spot (stopover or transit point)	Experience Details
	10:10		Erbe	Gathering and departure (by car)
	10:15		the pier	Arrival and departure from the port Circle Itsukushima Island clockwise and visit nine shrines in the seven ura (seven seas) from the sea.
	12:00		HANAIKADA	HANAIKADA Lunch Time
	14:00		the pier	Return to port (by car)
	14:30		Erbe	dissolution

About the Setup

Meeting point	Erbe Bekkan1
Meeting place address	4-3-19, Okishioya, Hatsukaichi-shi, Hiroshima 739-0443
Access	<p>【Car】Approx. 40 mins from Hiroshima city center</p> <p>【Train】From JR Hiroshima station to Onoura station by JR Sanyo-line (approx. 35min, and approx. a 10 min walk from the station.</p> <p>※Transfer service from JR Onoura station is available</p>

Prices

Main Plan Price	Classification (age, number of people, etc.)	Category 1	Category 2	Category3	Category4
	6 years and older				
	Selling price (tax included) Reference price.	¥14,630			
	Application Unit	per capita			
Included in the main fee	Cruise, lunch on HANAİKADA, transfers by car				
Not included in the main fee	-				
Not included in the main fee	Option name	Option1	Option2	Option3	Option4
	detailed explanation				
	Selling price (tax included) Reference price.	¥0	¥0	¥0	¥0
	Application Unit				

Schedule

Duration	4 hours 20 minutes		Time of completion of assembly	Start time	Up to 5 minutes before
Reservation Deadline	Start time		Up to 4 days in advance		
Experience Time	✓ on the days of the week that apply.	day of the week	Initial start time	Final start time	Frequency
		every day	:	:	
		Monday	:	:	
		Tuesday	:	:	
		Wednesday	:	:	
		Thursday	:	:	
		Friday	:	:	
		Saturday	:	:	
Special schedules not covered above	✓	Sunday	10:10	:	
	Closed (when 3 or more holidays are scheduled) Seasonal, year-end and New Year holidays, etc.				

INFORMATION

Language support

Language support ✓ to those that apply		English	Chinese	Korean	Other languages (include language name)
	guide				
	audio guide				
	explanatory material				
	Other	✓	✓	✓	
Language level of the guide		English	Chinese	Korean	Other Languages
		greeting only	greeting only	greeting only	Support with translation apps

Participant

Capacity	smallest	2	persons	largest	8	persons	Conditions for free participation	
Items to bring	Please bring lunch for children as it's not arranged.							
Participant Requirements Please put ✓ on those that apply	Wheelchair users are able to participate.							
	Wheelchair accessible for all transfers.							
	All floor surfaces are wheelchair accessible.							
	Strollers are allowed.							
	Animals (pets) are allowed.							
	Public transportation nearby.							
	It is possible to experience this with an infant on your lap.							
	There are chairs available for infants and toddlers.							
	Not recommended to participate if you have back pain.							
	Pregnant women are not allowed to participate.							
	Participation is not recommended if you have a serious heart or other medical condition.							
	A luggage storage service is available.							
	Photography is not allowed due to copyright and portrait protection.							
	There are chairs available for infants and toddlers.							
Other participant requirements								

Health and safety measures

1. Face masks required for travelers in public areas	✓
2. Face masks required for guides in public areas	✓
3. Face masks provided for travelers as needed	✓
4. Hand sanitizer available to travelers and staff	✓
5. Social distancing enforced throughout the experience	✓
6. Regularly sanitized high-traffic areas	✓
7. Gear/equipment sanitized between uses	✓
8. Transportation vehicles regularly sanitized	✓
9. Guides required to regularly wash hands	✓
10. Regular temperature checks for staff	✓
11. Temperature checks for travelers upon arrival	✓
12. Paid stay-at-home policy for staff with symptoms	✓
13. Contactless payments for gratuities and add-ons	
14. Contactless ticket redemption	

Troubleshooting

In case of no-show Contact method Weather, disasters, etc.	Call at least 1 days prior to the day of the experience					
	Cancellation Policy Patterns	✓	When to Cancel	Cancellation fee to be paid to your company (A)	Attractive JAPAN Cancellation Fee (B)	Cancellation Policy for Customers (A+B)
Cancellation Policy ✓ for the one you want	Non-travel products not involving movement of goods or lodging	【Pattern 1】 Attractive JAPAN standard cancellation policy	7 to 4 days before the tour date	30%	10%	40%
			3 to 2 days before the tour date	50%	10%	60%
			The day before the tour date, on the day of the tour	100%	0%	100%
	Travel business products involving travel and lodging	【Pattern 2】 Cancellation Policy of Travel Agency Terms and Conditions <u>In principle, changes are not allowed.</u>	20 to 8 days before the departure date of the tour	10%	10%	20%
			<u>10-8 days prior for one-day trip</u>			
			7 to 2 days before the departure date of the tour	20%	10%	30%
			The day before the departure date of the tour	30%	10%	40%
			On the day of the departure date of the tour	40%	10%	50%
			After the tour departed, No show	100%	10%	100%

Other remarks

Free Wi-Fi	-	Toilet	Yes (Japanese style only)
------------	---	--------	---------------------------

Shimanami Kaido Cycling Tour & Local Workshop Experience

HIGHLIGHT

- This cycling route will take you across two islands on the Shimanami Kaido, a popular cycling course.
- Explore the island at leisure on a Brompton, a folding bicycle from the UK.
- Visit workshops and enjoy interacting with local shopkeepers in the Shiomachi shopping district.
- Take in the unique art that blends into the scenery of the Seto Inland Sea.
- Enjoy the spectacular view of the lush Seto Inland Sea during the day and the beautiful Seto Inland Sea turning red at sunset.

PLAN

In the middle of the Shimanami Kaido, a sacred place for cyclists, enjoy the charm of this region: the beautiful scenery of the islands and the relaxed island life! This is a special 7-hour guided cycling tour for cycling lovers. This tour is designed to make most of attractions of Ikuchijima and Omishima.

SUSTAINABLE TOURISM

Sustainable Tourism Support

- Sustainability of the natural environment :★★
- Community and Cultural Sustainability :★★
- Sustainability of the local economy :★★★



Enjoy the wide variety of citrus fruits at the merchants you stop by



Character "Shishi-Lemon" goods that convey the current situation on the island



Guided tour of the Shimanami Kaido by bicycle. Guided tours to scenic photo spots.



support car service



Hiroki Watanabe, who runs "Setouchi Guide House Tabitasu" on Ikuchi Island.



New accommodations have been completed in Setoda.



Bicycle is a stylish and high performance Brompton

INFORMATION

Plan Details

Plan Name	Shimanami Kaido Cycling Tour & Local Workshop Experience		
Plan Category	Tour (content to visit two or more locations)		
Plan Theme (select 2-3)	Travel, walking	Outdoor, Adventure	Health, Fitness
Highlights (3-5 listed)	<p>This cycling route will take you across two islands on the Shimanami Kaido, a popular cycling course. Explore the island at leisure on a Brompton, a folding bicycle from the UK. Visit workshops and enjoy interacting with local shopkeepers in the Shiomachi shopping district. Enjoy the spectacular view of the lush Seto Inland Sea during the day and the beautiful Seto Inland Sea turning red at sunset.</p>		
OUTLINE (1-2 lines)	<p>In the middle of the Shimanami Kaido, a sacred place for cyclists, enjoy the charm of this region: the beautiful scenery of the islands and the relaxed island life! This is a special 7-hour guided cycling tour for cycling lovers. This tour is designed to make most of attractions of Ikuchijima and Omishima.</p>		
DETAILS	<p>The Shimanami Kaido, with its white bridges connecting islands, is world-famous among cyclists. But this tour is not just about enjoying the beautiful scenery of the islands of the Seto Inland Sea. Led by a local guide, you can also learn the fascinating daily life of the residents of two islands you visit.</p>		
	<p>The first: Ikuchijima. Stop by the Shiomachi shopping street that has a nostalgic atmosphere. There you will meet lively local shopkeepers. For lunch, you can also enjoy some of the local delicacies that can only be found here. After lunch, go cycling again! Enjoy the artworks along the coast, side by side with the beautiful scenery of the Seto Inland Sea.</p>		
	<p>Enjoy the exhilaration of riding through lemon groves and eventually cross the Tatara Bridge to the next island, Omishima. The tour takes you to an organic aroma oil workshop and an accessory workshop using wild boar skins. The unique story of the couple who run the workshop will be sure to have you interested. You can experience handicrafting at either workshop (*reservations required). Also, the island's sacred monument for cyclists, the Oyamazumi Shrine and the Ikju no Gomon, are power spots and definitely photo-worthy!</p>		
	<p>And at the end of the cycle ride, witness the spectacular sunset. The beautiful islands at sunset and the red sky make for an unforgettable sight.</p>		
SCHEDULE	<p>*Comments from tour guide Mr. Watanabe*</p> <p>"Experience island time at a leisurely pace amidst the stunning scenery of the archipelago's beauty and the blue sea. "</p>		
	Start time	End time	Experience Details
	10:00	10:30	Setouchi Guide House Tabitasu store
	10:30	13:30	Setoda walking bicycle tour (free lunch)
	13:30	15:00	Setoda Seaside
	15:00	16:30	Omishima Island
	16:30	17:00	Setouchi Guide House Tabitasu store

About the Setup

Meeting point	Setouchi Guide House Tabitasu Branch
Meeting place address	231-4 Setoda-cho Setoda, Onomichi-shi, Hiroshima 722-2411
Access	<p>About 40 minutes by boat from Onomichi Port to Setoda Port, then a 3-minute walk from Setoda Port to the store. (Latest departure available 18:30.)</p> <p>After leaving the port, turn right in front of the Tsutsui Inn. The shopping street entrance is on your left, behind the Onomichi Setoda Municipal History & Folklore Museum old building. Walk 2 min until to reach the yellow awning of our store on your right.</p>

Seto Inland Sea

Prices

Main Plan Price	Classification (age, number of people, etc.)	Category 1	Category 2	Category 3	Category 4
	2 persons	3 persons	4~5 persons		
	Selling price (tax included) Reference price.	¥26,290	¥21,890	¥17,545	
	Application Unit	per capita	per capita	per capita	
Included in the main fee	Guide fee, bicycle rental				
Not included in the main fee	Entrance fee of tourists' facilities, foods and beverages, insurance				
Option Price	Option name	Option 1	Option 2	Option 3	Option 4
	detailed explanation				
	Selling price (tax included) Reference price.	¥0	¥0	¥0	¥0
	Application Unit				

Schedule

Duration	7 hours		Time of completion of assembly	Up to 15 minutes before the start time	
Reservation Deadline	7 days prior to start time				
Experience Time	✓ on the days of the week that apply.	day of the week	Initial start time	Final start time	Frequency
	✓	Every day	10:00	:	
		Mon	:	:	
		Tue	:	:	
		Wed	:	:	
		Thu	:	:	
		Fri	:	:	
		Sat	:	:	
		Sun	:	:	
Special schedules not covered above	-				
Closed (when 3 or more holidays are scheduled) Seasonal, year-end and New Year holidays, etc.					

INFORMATION

Language support

Language support ✓ to those that apply		English	Chinese	Korean	Other languages (include language name)
	guide	✓			
	audio guide				
	explanatory material				
	Other				
Language level of the guide		English Not fluent, but can speak and explain without problems	Chinese greeting only	Korean greeting only	Other Languages

Participant

Requirements	Capacity	Smallest	1	pers on	largest	5	pers on	Conditions for free participation
Items to bring								
Participant Requirements Please put ✓ on those that apply	Wheelchair users are able to participate.							
	Wheelchair accessible for all transfers.							
	All floor surfaces are wheelchair accessible.							
	Strollers are allowed.							
	Animals (pets) are allowed.							
	Public transportation nearby.						✓	
	It is possible to experience this with an infant on your lap.							
	There are chairs available for infants and toddlers.							
	Not recommended to participate if you have back pain.						✓	
	Pregnant women are not allowed to participate.						✓	
	Participation is not recommended if you have a serious heart or other medical condition.						✓	
	A luggage storage service is available.						✓	
Other participant requirements	Photography is not allowed due to copyright and portrait protection.							
	There are chairs available for infants and toddlers.							
Height over 140cm and weight under 100kg								

Health and safety measures

1. Face masks required for travelers in public areas	✓
2. Face masks required for guides in public areas	✓
3. Face masks provided for travelers as needed	✓
4. Hand sanitizer available to travelers and staff	✓
5. Social distancing enforced throughout the experience	
6. Regularly sanitized high-traffic areas	
7. Gear/equipment sanitized between uses	✓
8. Transportation vehicles regularly sanitized	✓
9. Guides required to regularly wash hands	✓
10. Regular temperature checks for staff	✓
11. Temperature checks for travelers upon arrival	✓
12. Paid stay-at-home policy for staff with symptoms	
13. Contactless payments for gratuities and add-ons	
14. Contactless ticket redemption	

Troubleshooting

In case of no-show Contact method Weather, disasters, etc.	Email at least 24 hours prior to the day of the experience					
	Cancellation Policy Patterns	✓	When to Cancel	Cancellation fee to be paid to your company (A)	Attractive JAPAN Cancellation Fee (B)	Cancellation Policy for Customers (A+B)
Cancellation Policy ✓ for the one you want	Non-travel products not involving movement of goods or lodging	【Pattern1】 Attractive JAPAN standard cancellation policy	7 to 4 days before the tour date	30%	10%	40%
			3 to 2 days before the tour date	50%	10%	60%
			The day before the tour date, on the day of the tour	100%	0%	100%
	Travel business products involving travel and lodging	【Pattern2】 Cancellation Policy of Travel Agency Terms and Conditions <u>In principle, changes are not allowed.</u>	20 to 8 days before the departure date of the tour	10%	10%	20%
			<u>10-8 days prior for one-day trip</u>			
			7 to 2 days before the departure date of the tour	20%	10%	30%
			The day before the departure date of the tour	30%	10%	40%
			On the day of the departure date of the tour	40%	10%	50%
			After the tour departed, No show	100%	10%	100%

Other remarks

Free WI-FI	-	Toilet	-
------------	---	--------	---

Guided Cycling Tour of Omishima: Interact with Local Farmers

HIGHLIGHT

- Ride through colorful citrus fields with an E-mountain bike/E-bike against the backdrop of the beautiful islands of the Seto Inland Sea!
- Interact with the local people and learn their stories and opinions on citrus making.
- Enjoy seasonal citrus hunting with guidance by local farmers.
- Feel like you're a member of the island with an off-road course that you can enjoy safely with your guide.

PLAN

Enjoy a cycling guided tour where you can interact with local citrus farmers on Omishima. It's a premium experience of riding to an off-road citrus field on an E-mountain bike/E-bike, which is possible only with your guide.

SUSTAINABLE TOURISM

- Sustainability of the natural environment :★★★
- Community and Cultural Sustainability :★★★
- Sustainability of the local economy :★★★



Symbol of Shimanami Kaido, WAKKA




Bicycle enthusiasts will love the range of e-bikes and e-mountain bikes made by SPECIALIZED.



They are also starting a marine cab business.



Mr. Arashi Murakami, Representative Director



Aim is to provide a place for cyclists from all over the world to gather and interact



Exhilaration of driving off-road

INFORMATION

Plan Details

Plan Name	Guided Cycling Tour of Omishima: Interact with Local Farmers		
Plan Category	Tour (content to visit two or more locations)		
Plan Theme (select 2-3)	Outdoor, Adventure	Holidays and national holidays	Nature, Social Activities
Highlights (3-5 listed)	Ride through colorful citrus fields with an E-mountain bike/E-bike against the backdrop of the beautiful islands of the Seto Inland Sea! Interact with the local people and learn their stories and opinions on citrus making. Enjoy seasonal citrus hunting with guidance by local farmers. Feel like you're a member of the island with an off-road course that you can enjoy safely with your guide.		
OUTLINE (1-2 lines)	Enjoy a cycling guided tour where you can interact with local citrus farmers on Omishima. It's a premium experience of riding to an off-road citrus field on an E-mountain bike/E-bike, which is possible only with your guide.		
DETAILS	<p>Omishima Island in Ehime Prefecture, located in the heart of the Shimanami Kaido, is blessed with a warm climate and is known as one of Japan's leading citrus producing areas. This tour will take you to Omishima, considered as a sacred place for cyclists and popular with people from all over the world. Take off-road trails that are only accessible to the local guide and meet local farmers. The starting point of the tour is WAKKA, which is marked by a fresh white building</p> <p>First, you'll head for the citrus fields and start cycling along the beautiful islands of the Seto Inland Sea! The orange color of the citrus fruits against the blue sea, and the blue sky and the green of the lush forests are beautiful sights. Only those who visit during peak season for citrus (Dec-Feb) can enjoy the view. Take your e-mountain bike/E-bike for a fun and comfortable ride through the mountains along the citrus groves!</p> <p>Once arriving at the citrus field, experience citrus picking with a guidance from a local farmer. Various types of citrus fruits are cultivated depending on the season. Enjoy citrus hunting until your bag is full while learning how to distinguish delicious citrus fruits. After the citrus fruit picking, try a juice making at the home of a friendly local farmer, Mr Takano. Make your own juice using freshly picked citrus fruits. Take home your juice as a delicious.</p> <p>The tour terminates upon arrival at WAKKA by bike.</p> <p>* There are many unique souvenirs related to citrus fruits available in Omishima. We will show you where you can buy souvenirs, such as the roadside station after the tour on request.</p> <p>* A part of the tour price is donated to the "green donation" which is the forest conservation activity fund of Ehime prefecture.</p>		
SCHEDULE	Start time	End time	Experience Details
	09:00	09:20	WAKKA
	09:20	10:50	Meet at WAKKA, briefing of the e-MTB operation, traffic safety guidance
	11:00	11:30	Start cycling along the citrus field
	00:30	1:30	Citrus hunting experience
	1:30	2:00	Citrus juice making experience (exchange meeting with farmers)
			The tour terminates upon arrival at WAKKA

About the Setup

Meeting point	Waka Corporation
Meeting place address	6891-1, Iguchi, Kamiura-cho, Imabari-city, Ehime Pref. 794-1402
Access	3 minutes walk from Iguchi Port bus stop

Prices

Main Plan Price	Classification (age, number of people, etc.)	Category 1	Category 2	Category 3	Category 4
	2 persons	3 persons	More than 4 persons		
	Selling price (tax included)	¥22,300	¥18,600	¥16,400	
	Reference price.				
Included in the main fee	Application Unit	per capita	per capita	per capita	
Not included in the main fee	3- hour bicycle rental (e-mountain bike, e-cross bike), guide fee, citrus picking experience, exchange event with the local, bicycle transportation				
Option Price		Option1	Option2	Option3	Option4
	Option name				
	detailed explanation				
	Selling price (tax included)	¥0	¥0	¥0	¥0
	Reference price.				
	Application Unit				

Schedule

Duration	4	hours	Time of completion of assembly	Up to 10 minutes before the start time	
Reservation Deadline	7 days prior to start time				
Experience Time	✓ on the days of the week that apply.	day of the week	Initial start time	Final start time	Frequency
		Every day	:	:	
	✓	Mon	9:00	:	
		Tue	:	:	
	✓	Wed	9:00	:	
	✓	Thu	9:00	:	
	✓	Fri	9:00	:	
	✓	Sat	9:00	:	
	✓	Sun	9:00	:	
Special schedules not covered above	-				
Closed (when 3 or more holidays are scheduled) Seasonal, year-end and New Year holidays, etc.	This is a seasonal experience from October 1 to May 31.				

INFORMATION

Language support

Language support ✓ to those that apply		English	Chinese	Korean	Other languages (include language name)
	guide	✓			
	audio guide				
	explanatory material	✓			
	Other				
Language level of the guide		English	Chinese	Korean	Other Languages
		Speak fluently Can explain			

Participant

Requirements		Capacity	smallest	2	pers on	largest	5	pers on	Conditions for free participation	
Items to bring										
Participant Requirements Please put ✓ on those that apply	Wheelchair users are able to participate.									
	Wheelchair accessible for all transfers.									
	All floor surfaces are wheelchair accessible.									
	Strollers are allowed.									
	Animals (pets) are allowed.									
	Public transportation nearby.								✓	
	It is possible to experience this with an infant on your lap.									
	There are chairs available for infants and toddlers.									
	Not recommended to participate if you have back pain.								✓	
	Pregnant women are not allowed to participate.								✓	
	Participation is not recommended if you have a serious heart or other medical condition.								✓	
	A luggage storage service is available.								✓	
	Photography is not allowed due to copyright and portrait protection.									
	There are chairs available for infants and toddlers.									
Other participant requirements										

Health and safety measures

1. Face masks required for travelers in public areas	✓
2. Face masks required for guides in public areas	✓
3. Face masks provided for travelers as needed	✓
4. Hand sanitizer available to travelers and staff	✓
5. Social distancing enforced throughout the experience	✓
6. Regularly sanitized high-traffic areas	✓
7. Gear/equipment sanitized between uses	✓
8. Transportation vehicles regularly sanitized	✓
9. Guides required to regularly wash hands	✓
10. Regular temperature checks for staff	✓
11. Temperature checks for travelers upon arrival	✓
12. Paid stay-at-home policy for staff with symptoms	✓
13. Contactless payments for gratuities and add-ons	✓
14. Contactless ticket redemption	✓

Troubleshooting

In case of no-show Contact method Weather, disasters, etc.		Call at least 3 days before the experience					
Cancellation Policy ✓ for the one you want	Non-travel products not involving movement of goods or lodging	Cancellation Policy Patterns	✓	When to Cancel	Cancellation fee to be paid to your company (A)	Attractive JAPAN Cancellation Fee (B)	Cancellation Policy for Customers (A+B)
		【Pattern 1】 Attractive JAPAN standard cancellation policy		7 to 4 days before the tour date	30%	10%	40%
				3 to 2 days before the tour date	50%	10%	60%
				The day before the tour date, on the day of the tour	100%	0%	100%
	Travel business products involving travel and lodging	【Pattern 2】 Cancellation Policy of Travel Agency Terms and Conditions <u>In principle, changes are not allowed.</u>	✓	20 to 8 days before the departure date of the tour	10%	10%	20%
				<u>10-8 days prior for one-day trip</u> 7 to 2 days before the departure date of the tour	20%	10%	30%
				The day before the departure date of the tour	30%	10%	40%
				On the day of the departure date of the tour	40%	10%	50%
				After the tour departed, No show	100%	10%	100%

Other remarks

Free WI-FI	No	Toilet	Yes (Western-style)
------------	----	--------	---------------------

otsukai! Etajima

HIGHLIGHT

- Purchase specialty products of Etajima directly from farmers and wholesale markets (Otsukai)
- Enjoy the scenery along the sea as an activity typical of Etajima.
- Interactive tours visiting local people's homes and stores.
- Resort-like outdoor cooking and dining in a private space overlooking the sea of Etajima
- Original recipes prepared according to the harvest time of local products throughout the four seasons

PLAN

Cyclists will get foodstuffs while visiting farmers and wholesale companies on Etajima and other completely local spots where you cannot normally buy them. This is a combined tour of "food," "experience," and "exchange" where you cook and eat local original recipes at a villa overlooking the sea.

SUSTAINABLE TOURISM

Sustainable Tourism Support

- Sustainability of the natural environment :★★★
- Community and Cultural Sustainability :★★★
- Sustainability of the local economy :★★★



Gathering ingredients while touring local farmers by bicycle



A place you can visit like a second home.



Otsukai was born in the pursuit of a leisurely island time.



Relaxing time in Etajima, where the island culture is alive and well.



Satoshi Ishitobi, who started "Sokoiko!" in Hiroshima in 2017



Sokoiko's "Peace Tour" of Hiroshima City by Electric Bicycle

INFORMATION

Plan Details

Plan Name	otsukai! Etajima		
Plan Category	Tour (content to visit two or more locations)		
Plan Theme (select 2-3)	Outdoor, Adventure	Travel, walking	Cuisine
Highlights (3-5 listed)	Purchase specialty products of Etajima directly from farmers and wholesale markets (Otsukai) Enjoy the scenery along the sea as an activity typical of Etajima. Interactive tours visiting local people's homes and stores. Resort-like outdoor cooking and dining in a private space overlooking the sea of Etajima Original recipes prepared according to the harvest time of local products throughout the four seasons		
OUTLINE (1-2 lines)	Cyclists will get foodstuffs while visiting farmers and wholesale companies on Etajima and other completely local spots where you cannot normally buy them. This is a combined tour of "food," "experience," and "exchange" where you cook and eat local original recipes at a villa overlooking the sea.		
DETAILS	Etajima boasts one of the largest areas in the Seto Inland Sea, known for the beauty of its many islands. Local products nurtured in the mild climate are exquisite throughout the four seasons. While cycling around the island on a convenient e-bike, visitors can visit local people who do not usually sell their products, purchase foodstuffs, and enjoy a tour of the island. Along the way, you will ride through a variety of locations, from scenic spots overlooking the Seto Inland Sea, to farm roads that only locals pass, to the sparkling seaside. The tour is also full of outdoor elements, such as cooking original recipes utilizing ingredients purchased at the beachside with a resort-like atmosphere. This is a unique adventure tourism experience that unfolds on "Etajima," about 40 minutes from Ujina Port, the gateway to the sea of Hiroshima City.		
SCHEDULE	Start time	End time	Name of spot (stopover or transit point)
	9:40	10:00	Etajima, Mitaka Port (meeting)
	10:00	10:40	Etajima Spectacular Farm Road Ride
	10:40	11:20	Movement - otsukai! Point visit (Teramoto Suisan, Mino Fisheries Cooperative, etc.)
	11:20	11:50	Seaside Cycling
	11:50	12:20	Moving (Individual farmers in the Okimi area)
	12:20	13:20	Moving (Individual farmers in the Okimi area)
	13:20	15:00	Cooking Experience & Meals (Villa Fuudo, Okimi District)
	Experience Details		
	Switch to electric bicycle (Besv). Bicycle Description		
	Running through local locations and spectacular views of the ocean.		
	Visit stores such as fishery companies *Shops may change depending on the season.		
	Enjoy the scenery of the Seto Inland Sea from the coastal road.		
	Visit local stores, etc. *Place of stopover may change depending on the time of year.		
	Visit local farmers, etc. *Place of stopover may change depending on the season.		
	Outdoor cooking & meal by the beach (Depart 16:10 for Hiroshima Port by ferry)		

About the Setup

Meeting point	Mitaka Port
Meeting place address	Miyoshi, Okimi-cho, Etajima City 737-2316
Access	【Ujina Port】About 40 minutes from Hiroshima Station on No. 5 line, about 30 minutes directly from Hiroshima Station North Exit on Access Bus Mapuruppu Blue Route ⇒ 【Mitaka Port】40 minutes by ferry

Prices

Main Plan Price	Classification (age, number of people, etc.)	Category 1	Category 2	Category3	Category4
	Selling price (tax included)	1person			
	Reference price.	¥12,100			
	Application Unit	per capita			
Included in the main fee	Guide fee, bike rental, food purchase, facility use fee, insurance				
Not included in the main fee	Food, beverages, etc. outside the basic plan and transportation to the meeting place				
Not included in the main fee		Option 1	Option2	Option3	Option4
	Option name				
	detailed explanation				
	Selling price (tax included)	¥0	¥0	¥0	¥0
	Reference price.				
	Application Unit				

Schedule

Duration	5 hours			Time of completion of assembly	
Reservation Deadline	Up to 1 hour before start time				
Experience Time	✓ on the days of the week that apply.	day of the week	Initial start time	Final start time	Frequency
	✓	every day	9:40	:	
		Monday	:	:	
		Tuesday	:	:	
		Wednesday	:	:	
		Thursday	:	:	
		Friday	:	:	
		Saturday	:	:	
Special schedules not covered above	Special events and other announcements as needed				
Closed (when 3 or more holidays are scheduled) Seasonal, year-end and New Year holidays, etc.					

INFORMATION

Language support

Language support ✓ to those that apply		English	Chinese	Korean	Other languages (include language name)
	guide	✓			
	audio guide				
	explanatory material				
	Other				
Language level of the guide		English	Chinese	Korean	Other Languages
		Not fluent, but can speak and explain without problems			

Participant

Capacity	smallest	2	persons	largest	8	persons	Conditions for free participation
Items to bring							
Participant Requirements Please put ✓ on those that apply	Wheelchair users are able to participate.						
	Wheelchair accessible for all transfers.						
	All floor surfaces are wheelchair accessible.						
	Strollers are allowed.						
	Animals (pets) are allowed.						
	Public transportation nearby.						
	It is possible to experience this with an infant on your lap.						
	There are chairs available for infants and toddlers.						
	Not recommended to participate if you have back pain.						✓
	Pregnant women are not allowed to participate.						✓
	Participation is not recommended if you have a serious heart or other medical condition.						✓
	A luggage storage service is available.						
Other participant requirements	Photography is not allowed due to copyright and portrait protection.						
	There are chairs available for infants and toddlers.						
Other participant requirements		*Minimum height 145cm is required to ride a bicycle. (We also have one child's bicycle available, although it is not electric.)					

Health and safety

1. Face masks required for travelers in public areas	✓
2. Face masks required for guides in public areas	✓
3. Face masks provided for travelers as needed	✓
4. Hand sanitizer available to travelers and staff	✓
5. Social distancing enforced throughout the experience	✓
6. Regularly sanitized high-traffic areas	✓
7. Gear/equipment sanitized between uses	✓
8. Transportation vehicles regularly sanitized	✓
9. Guides required to regularly wash hands	✓
10. Regular temperature checks for staff	✓
11. Temperature checks for travelers upon arrival	✓
12. Paid stay-at-home policy for staff with symptoms	✓
13. Contactless payments for gratuities and add-ons	✓
14. Contactless ticket redemption	✓

Troubleshooting

In case of no-show Contact method Weather, disasters, etc.	Email at least 17 hours prior to the day of the experience						
	Cancellation Policy Patterns	✓	When to Cancel	Cancellation fee to be paid to your company (A)	Attractive JAPAN Cancellation Fee (B)	Cancellation Policy for Customers (A+B)	
Cancellation Policy ✓ for the one you want	Non-travel products not involving movement of goods or lodging	【Pattern 1】 Attractive JAPAN standard cancellation policy	7 to 4 days before the tour date	30%	10%	40%	
			3 to 2 days before the tour date	50%	10%	60%	
			The day before the tour date, on the day of the tour	100%	0%	100%	
	Travel business products involving travel and lodging	【Pattern2】 Cancellation Policy of Travel Agency Terms and Conditions <u>In principle, changes are not allowed.</u>	20 to 8 days before the departure date of the tour	10%	10%	20%	
			10-8 days prior for non-show fee				
			7 to 2 days before the departure date of the tour	20%	10%	30%	
			The day before the departure date of the tour	30%	10%	40%	
			On the day of the departure date of the tour	40%	10%	50%	
			After the tour departed, No show	100%	10%	100%	

Other remarks

Free WI-FI	-	Toilet	-
------------	---	--------	---

One Day Sea Kayak Tour of Life by the Seto Inland Sea

HIGHLIGHT

- Tomonoura served as the inspiration for the location of Ghibli's anime "Ponyo" and is also where Hollywood's "Wolverine" was filmed.
- Join in the daily life of the port town by interacting with locals at popular restaurants and markets.
- (Saturdays only) At the morning market, enjoy freshly harvested food and banter with local fishermen!
- Take in the spectacular view of the Seto Inland Sea from the Abuto Kannon (Goddess of Mercy) temple.
- A satisfying tour and the perfect way to enjoy your time in Tomonoura.


Enjoy Tomonoura, which is said to have the most beautiful landscape of Japan, by sea kayak. This is also the town where the Ghibli movie 'Ponyo' and the Hollywood movie 'Wolverine' were filmed. From Tomonoura's port town scenery seen from the sea, Abuto Kannon Temple, which seems to protrude from the sea to desolate beaches to which you can only go with a sea kayak, it is the only tour where you can fully enjoy Tomonoura, the town where nature and history intertwine.

SUSTAINABLE TOURISM

- Sustainable Tourism Support
- a. Sustainability of the natural environment :★★★
 - b. Community and Cultural Sustainability :★★
 - c. Sustainability of the local economy :★★



A town that could one day be selected as a World Heritage Site.



Time to evoke your true senses.



Local tours that only Mr. Murakami, who loves Tomo, can offer



The view from a sea kayak as it moves swiftly through the water.



Yasuhiro Murakami, a guide who runs the Murakami Suigun Shokai



The only port town in Japan that has been in existence for 300 years



Tomo, a town built to be approached from the sea

INFORMATION

Plan Details

Plan Name	One Day Sea Kayak Tour of Life by the Seto Inland Sea		
Plan Category	Activity (content to be conducted in one location)		
Plan Theme (select 2-3)	Outdoor, Adventure	Nature, Social Activities	Health, Fitness
Highlights (3-5 listed)	Tomonoura served as the inspiration for the location of Ghibli's anime "Ponyo" and is also where Hollywood's "Wolverine" was filmed. Join in the daily life of the port town by interacting with locals at popular restaurants and markets. (Saturdays only) At the morning market, enjoy freshly harvested food and banter with local fishermen! Take in the spectacular view of the Seto Inland Sea from the Abuto Kannon (Goddess of Mercy) temple. A satisfying tour and the perfect way to enjoy your time in Tomonoura.		
OUTLINE (1-2 lines)	Enjoy Tomonoura, which is said to have the most beautiful landscape of Japan, by sea kayak. This is also the town where the Ghibli movie "Ponyo" and the Hollywood movie "Wolverine" were filmed. From Tomonoura's port town scenery seen from the sea, Abuto Kannon Temple, which seems to protrude from the sea to desolate beaches to which you can only go with a sea kayak, it is the only tour where you can fully enjoy Tomonoura, the town where nature and history intertwine.		
DETAILS	Spend a whole day exploring the picturesque town of Tomonoura and the islands of the Seto Inland Sea. Enjoy not only the beautiful natural scenery and the port, but also interact with the locals! From early spring to summer, you can see octopus fishing, and near Tajima, sets nets and oyster farming sites can be seen from kayak. A local guide will take you around the islands of the Seto Inland Sea on a course based on your interests and the weather that day. Enjoy the satisfaction of explore Japan by kayak to see unique sites, even if it tires you a little.		
SCHEDULE	Start time	End time	Name of spot (stopover or transit point)
	08:00 / 09:00	08:30 / 09:30	Kayaker's CAFE
	08:30 / 09:30	09:00 / 10:00	Kayaker's CAFE
	09:00 / 10:00	10:00 / 11:00	Departure from Tomonoura Port
	10:00 / 11:00	11:00 / 12:00	Tajima
	11:00 / 12:00	12:30 / 13:30	Utsumi Ohashi Bridge
	12:30 / 13:30	16:00 / 17:00	Abuto Kannon
	16:00 / 17:00		Kayaker's CAFE
	Experience Details		
	Complete insurance and other procedures and change into kayaking gear.		
	Learn how to paddle and listen to a safety explanation.		
	Witness the view of the port town rom the sea. This picturesque townscape view is only available to those at sea.		
	Head to Tajima island and enjoy a nice stroll around the island. Depending on the season, you can check out the local fishing scene, eat seasonal foods at the market, and interact with the locals to experience the island life here at that time of the year.		
	Head under the Utsumi Ohashi Bridge that connects the mainland and Tajima.		
	The temple to Abuto Kannon (Goddess of Mercy) was built on a spectacular location overlooking the sea. The view by boat should not be missed. Depending on the tide, you can get ashore here. The temple is a famous place people come to pray for safe childbirth. On display here you find many "ema" (votive tablets) in the shape of breasts representing fertility and motherhood.		
	Return to Tomonoura by kayak.		

About the Setup

Meeting point	Kayaker's CAFE
Meeting place address	849, Tomocho-tomo, Fukuyama-shi, Hiroshima 720-0201
Access	From Hiroshima station with the shinkansen and bus: 1 hour 15 min. From 'Fukuyama station' on JR Lines: take the Tomotetsu bus (to Tomo, 37 min) and get off at Tomo-kou. Walk for 3 minutes. Walk for 180 meters in a southwestward direction near the Prefectural Highway 22 along the seashore and turn left at the intersection. On your left side, you will find the Kayaker's Cafe. * There is a free transfer from Fukuyama Station, but it may not be possible depending on the number of people and the situation of the day. Please contact us if you need it.

Prices

Main Plan Price		Category 1	Category 2	Category 3	Category 4
	Classification (age, number of people, etc.)	3 years old and up			
	Selling price (tax included)	¥13,530			
	Reference price.				
	Application Unit	per capita			
Included in the main fee	Experience fee, guide fee, rental fee of all kayak equipment, lunch				
Not included in the main fee	Drinks during sea kayak tours				
Option Price		Option1	Option2	Option3	Option4
	Option name				
	detailed explanation				
	Selling price (tax included)	¥0	¥0	¥0	¥0
	Reference price.				
	Application Unit				

Schedule

Duration	8 hours		Time of completion of assembly	5 minutes before the start time	
Reservation Deadline	Up to 24 hours prior to start time				
Experience Time	✓ on the days of the week that apply.	day of the week	Initial start time	Final start time	Frequency
	✓	every day	8:00	9:00	Twice a day
		Monday	:	:	
		Tuesday	:	:	
		Wednesday	:	:	
		Thursday	:	:	
		Friday	:	:	
		Saturday	:	:	
		Sunday	:	:	
Special schedules not covered above	-				
Closed (when 3 or more holidays are scheduled) Seasonal, year-end and New Year holidays, etc.					

INFORMATION

Language support

Language support ✓ to those that apply		English	Chinese	Korean	Other languages (include language name)
	guide	✓			
	audio guide				
	explanatory material				
	Other				
Language level of the guide		English	Chinese	Korean	Other Languages
		Not fluent, but can speak and explain without problems			

Participant

Capacity	smallest	1	pers on	largest	20	pers on	Conditions for free participation
Items to bring	Drinks during sea kayak tours						
Participant Requirements Please put ✓ on those that apply	Wheelchair users are able to participate.						
	Wheelchair accessible for all transfers.						
	All floor surfaces are wheelchair accessible.						
	Strollers are allowed.						
	Animals (pets) are allowed.						
	Public transportation nearby.						
	It is possible to experience this with an infant on your lap.						
	There are chairs available for infants and toddlers.						
	Not recommended to participate if you have back pain.						✓
	Pregnant women are not allowed to participate.						✓
	Participation is not recommended if you have a serious heart or other medical condition.						✓
	A luggage storage service is available.						
	Photography is not allowed due to copyright and portrait protection.						
	There are chairs available for infants and toddlers.						
Other participant requirements	3 years old and up						

Health and safety measures

1. Face masks required for travelers in public areas	✓
2. Face masks required for guides in public areas	✓
3. Face masks provided for travelers as needed	✓
4. Hand sanitizer available to travelers and staff	✓
5. Social distancing enforced throughout the experience	✓
6. Regularly sanitized high-traffic areas	✓
7. Gear/equipment sanitized between uses	
8. Transportation vehicles regularly sanitized	
9. Guides required to regularly wash hands	✓
10. Regular temperature checks for staff	✓
11. Temperature checks for travelers upon arrival	✓
12. Paid stay-at-home policy for staff with symptoms	✓
13. Contactless payments for gratuities and add-ons	✓
14. Contactless ticket redemption	✓

Troubleshooting

In case of no-show Contact method Weather, disasters, etc.	Call at least 18 hours prior to the day of the experience					
	Cancellation Policy Patterns	✓	When to Cancel!	Cancellation fee to be paid to your company (A)	Attractive JAPAN Cancellation Fee (B)	Cancellation Policy for Customers (A+B)
Cancellation Policy ✓ for the one you want	Non-travel products not involving movement of goods or lodging	【Pattern1】 Attractive JAPAN standard cancellation policy	7 to 4 days before the tour date	30%	10%	40%
			3 to 2 days before the tour date	50%	10%	60%
			The day before the tour date, on the day of the tour	100%	0%	100%
	Travel business products involving travel and lodging	【Pattern2】 Cancellation Policy of Travel Agency Terms and Conditions <u>In principle, changes are not allowed.</u>	20 to 8 days before the departure date of the tour	10%	10%	20%
			<u>10-8 days prior for one-day trip</u>			
			7 to 2 days before the departure date of the tour	20%	10%	30%
			The day before the departure date of the tour	30%	10%	40%
			On the day of the departure date of the tour	40%	10%	50%
			After the tour departed, No show	100%	10%	100%

Other remarks

Free WI-FI	-	Toilet	Yes (Western-style)
------------	---	--------	---------------------

Explore the Tranquillity and Peace of Hiroshima via SUP

HIGHLIGHT

- This is a special experience that can only be had in the city of Hiroshima, where you can do more than just enjoy the scenery on a SUP.
- Hiroshima has the highest number of gangi (stairs to get down to the river) in Japan, making it the perfect environment for SUP.
- You can enjoy SUP with a full-fledged lecture by instructor Mr. Ryuji Nishikawa.
- The view of the A-bomb Dome from the river will make you feel even more committed to peace.
- Why don't you have the SUP experience in Hiroshima as you don't go outside the city for such an extraordinary experience?

PLAN

Enjoy exploring Hiroshima known as the water city on SUP. Travelling through rivers and imagine what the city has been through and think about the peace.

Experience the landscape with its remains of the city's prosperity as a water city, and the rebuilding of Hiroshima since the war from your own view while on board the SUP.

SUSTAINABLE TOURISM

Sustainable Tourism Support


- Sustainability of the natural environment :★★★
- Community and Cultural Sustainability :★★
- Sustainability of the local economy :★★




Mr. Nishikawa also runs a surf store



Magic Island Store



The city of Hiroshima, which had a deep connection with the river



A river in Hiroshima that makes you feel like you are in the great outdoors



Mr. Nishikawa, our guide



Rowing lessons



A course that circles around the center of Hiroshima

INFORMATION

Plan Details

Plan Name	Explore the Tranquillity and Peace of Hiroshima via SUP		
Plan Category	Activity (content to be conducted in one location)		
Plan Theme (select 2-3)	History, Culture	Outdoor, Adventure	
Highlights (3-5 listed)	<p>This is a special experience that can only be had in the city of Hiroshima, where you can do more than just enjoy the scenery on a SUP.</p> <p>Hiroshima has the highest number of gangi (stairs to get down to the river) in Japan, making it the perfect environment for SUP. You can enjoy SUP with a full-fledged lecture by instructor Mr. Ryuji Nishikawa.</p> <p>The view of the A-bomb Dome from the river will make you feel even more committed to peace.</p> <p>Why don't you have the SUP experience in Hiroshima as you don't go outside the city for such an extraordinary experience?</p> <p>Enjoy exploring Hiroshima known as the water city on SUP. Travelling through rivers and imagine what the city has been through and think about the peace.</p> <p>Experience the landscape with its remains of the city's prosperity as a water city, and the rebuilding of Hiroshima since the war from your own view while on board the SUP.</p>		
OUTLINE (1-2 lines)	<p>*Have you ever experienced SUP?</p> <p>This SUP plan is different from just riding a SUP and enjoying the scenery - it is a special experience you can only have in Hiroshima.</p> <p>So, after all preparations are done, it's off to the riverside!</p> <p>A preparatory exercise using paddles will help you loosen up thoroughly before the start.</p> <p>Instructor Mr. Ryuji Nishikawa will give you the most suitable preliminary lecture, so even beginners can feel at ease.</p> <p>Once you complete the preparation exercises, descend the stairs leading down to the river with your SUP.</p> <p>Hiroshima, where the experience takes place, is a water city with six rivers flowing through it. With one of the highest tidal ranges in the world, Hiroshima's rivers allow you to feel 'Setouchi' throughout the city. There are approximately 400 'gangi' (steps leading down to the river), which were once used as landing places for river traffic. Hiroshima is said to have the highest number of gangi in Japan and is actually the best place to enjoy SUP in the city.</p> <p>Ride the wide, gentle river current as you paddle your SUP towards Peace Memorial Park.</p> <p>Once you pass under the second bridge, the Atomic Bomb Dome, a World Heritage Site, appears before you.</p> <p>Imagine the sight of the A-bomb Dome as you gaze silently from the river, an experience that you can only have by SUP.</p> <p>Hiroshima, full of greenery and water, is a symbol of peace and sends many messages to the world.</p> <p>Such is the city of Hiroshima, but it was said that there would be no grass or trees for 75 years after the war.</p> <p>In the summer of 1945, when the atomic bomb was dropped on Hiroshima during World War II, those who suffered severe burns from the bomb jumped into the river one after another in search of water.</p> <p>It is said that many of them died while gazing from the river at the collapsed brick Industrial Promotion Hall (today's Atomic Bomb Dome) and the burnt-out city.</p> <p>The view of the A-bomb Dome from the river, which you will also see in this SUP experience, is the final sight of many of the victims of the atomic bomb. Doing SUP on the river in Hiroshima is a special experience that will make you feel the preciousness of the present peace.</p> <p>Once ashore at Peace Park, you can visit the dignified trees along the river, the Peace Bell and the Cenotaph to further deepen your experience of peace. Also along the river, in the Central Park, a football stadium has been built, beautifully designed to blend in with nature, and its design has won one of the most prestigious civil engineering awards in Japan. The rebuilt city of Hiroshima is vibrant and you will feel a sense of hope.</p> <p>A word from the organiser (Mr Ryuji Nishikawa)</p> <p>~3.11 (in 2011) FUKUSHIMA nuclear accident happened. Until then, Hiroshima had been the most tragic city in the world, but the accident has changed Hiroshima's position to one where it must give strength and courage to the people of Fukushima and the world that it has recovered so far and become a city where they can feel peace. I hope you can feel that through this SUP experience."</p> <p>Participant's comment (Hiroshima resident, female in her 20s)</p> <p>"Doing SUP in the urban landscape is a very magical experience. The view of the peaceful city of Hiroshima from the river makes me wish for peace even more."</p>		
SCHEDULE	Name of spot (stopover or transit point)		
	Start time	End time	Experience Details
			Meet at the shop > SUP lessons by experienced users > Paddle stretching and other preparations > Start the experience > Finish the experience > Return to the shop > Finish the program

About the Setup

Meeting point	MAGIC ISLAND
Meeting place address	1-15-4-101, Kusunokicho, Nishi-ku, Hiroshima-shi, Hiroshima-ken
Access	Hiroshima station > train (5 minutes) > Yokogawa station > walk (10 minutes) > arrival at destination The white building partly painted blue on the entrance floor (the first floor) is MAGIC ISLAND

Seto Inland Sea

Prices

Main Plan Price		Category 1	Category 2	Category 3	Category 4
	Classification (age, number of people, etc.)	1 person	2~20 persons		
	Selling price (tax included) Reference price.	¥17,545	¥8,800		
	Application Unit	per capita	per capita		
Included in the main fee	Instruction, paddle board, wet suit, guiding fees for the touring				
Not included in the main fee	-				
Option Price		Option 1	Option 2	Option 3	Option 4
	Option name				
	detailed explanation				
	Selling price (tax included) Reference price.	¥0	¥0	¥0	¥0
	Application Unit				

Schedule

Duration	3 hours			Time of completion of assembly	
Reservation Deadline	Up to 48 hours prior to start time				
Experience Time	✓ on the days of the week that apply.	day of the week	Initial start time	Final start time	Frequency
		every day	:	:	
	✓	Monday	8:30	:	
		Tuesday	:	:	
	✓	Wednesday	8:30	:	
	✓	Thursday	8:30	:	
	✓	Friday	8:30	:	
	✓	Saturday	8:30	:	
	✓	Sunday	8:30	:	
Special schedules not covered above	-				
Closed (when 3 or more holidays are scheduled) Seasonal, year-end and New Year holidays, etc.	Year-end and New Year holidays (December 30 - January 5) Not available on national holidays				

INFORMATION

Language support

Language support ✓ to those that apply		English	Chinese	Korean	Other languages (include language name)
	guide	✓			
	audio guide				
	explanatory material				
	Other				
Language level of the guide		English	Chinese	Korean	Other Languages
		Speaks fluently Can explain			

Participant

Capacity	smallest	1	person	largest	20	persons	Conditions for free participation
Items to bring							
Participant Requirements Please put ✓ on those that apply	Wheelchair users are able to participate.						✓
	Wheelchair accessible for all transfers.						
	All floor surfaces are wheelchair accessible.						
	Strollers are allowed.						
	Animals (pets) are allowed.						
	Public transportation nearby.						✓
	It is possible to experience this with an infant on your lap.						
	There are chairs available for infants and toddlers.						
	Not recommended to participate if you have back pain.						
	Pregnant women are not allowed to participate.						
	Participation is not recommended if you have a serious heart or other medical condition.						
	A luggage storage service is available.						
Other participant requirements	Photography is not allowed due to copyright and portrait protection.						
	There are chairs available for infants and toddlers.						
Other participant requirements		Must be at least 10 years old, in good health, and not drinking alcohol.					

Health and safety measures

1. Face masks required for travelers in public areas	
2. Face masks required for guides in public areas	
3. Face masks provided for travelers as needed	
4. Hand sanitizer available to travelers and staff	✓
5. Social distancing enforced throughout the experience	✓
6. Regularly sanitized high-traffic areas	✓
7. Gear/equipment sanitized between uses	✓
8. Transportation vehicles regularly sanitized	✓
9. Guides required to regularly wash hands	✓
10. Regular temperature checks for staff	✓
11. Temperature checks for travelers upon arrival	✓
12. Paid stay-at-home policy for staff with symptoms	✓
13. Contactless payments for gratuities and add-ons	
14. Contactless ticket redemption	

Troubleshooting

In case of no-show Contact method Weather, disasters, etc.							
Cancellation Policy ✓ for the one you want		Cancellation Policy Patterns	✓	When to Cancel	Cancellation fee to be paid to your company (A)	Attractive JAPAN Cancellation Fee (B)	Cancellation Policy for Customers (A+B)
	Non-travel products not involving movement of goods or lodging	【Pattern 1】 Attractive JAPAN standard cancellation policy	✓	7 to 4 days before the tour date	30%	10%	40%
				3 to 2 days before the tour date	50%	10%	60%
				The day before the tour date, on the day of the tour	100%	0%	100%
	Travel business products involving travel and lodging	【Pattern2】 Cancellation Policy of Travel Agency Terms and Conditions <u>In principle, changes are not allowed.</u>		20 to 8 days before the departure date of the tour	10%	10%	20%
				<u>10-8 days prior for one-day trip</u>			
				7 to 2 days before the departure date of the tour	20%	10%	30%
				The day before the departure date of the tour	30%	10%	40%
				On the day of the departure date of the tour	40%	10%	50%
				After the tour departed, No show	100%	10%	100%

Other remarks

Free Wi-Fi	-	Toilet	Yes (Western-style)
------------	---	--------	---------------------

Discover Battleship Island & Rabbit Island on an Exciting Cruise

HIGHLIGHT

- Enjoy the calm waters of Seto Inland Sea and the beautiful scenery of its many islands.
- This private cruise plan is perfect to enjoy with your loved ones in a relaxed atmosphere.
- Looking up at the Tatara Bridge over the Shimanami Kaido from the sea is a spectacular sight.
- Enjoy the islands of Seto Inland Sea with Captain Nishida's frank-speaking guidance.

PLAN

A private cruise takes you through beautiful waters with calm seas and many islands. It is a very refreshing and pleasant experience that takes you on a fast ride on the water. Enjoy the wonderful scenery of Setouchi, the only one of its kind in Japan.

SUSTAINABLE TOURISM

Sustainable Tourism Support

- Sustainability of the natural environment :★★
- Community and Cultural Sustainability :★★★
- Sustainability of the local economy :★★



The town of Takehara has been a major transportation hub in the Seto Inland Sea since ancient times.



A spectacular view looking up at the Tatara Ohashi Bridge



Exhilarating cruising on the "Carib II



Captain Katsunori Nishida



battleship island



Okuno Island (Rabbit Island)

INFORMATION

Plan Details

Plan Name	Discover Battleship Island & Rabbit Island on an Exciting Cruise		
Plan Category	Tour (content to visit two or more locations)		
Plan Theme (select 2-3)			
Highlights (3-5 listed)	<p>Enjoy the calm waters of Seto Inland Sea and the beautiful scenery of its many islands. This private cruise plan is perfect to enjoy with your loved ones in a relaxed atmosphere. Looking up at the Tatara Bridge over the Shimanami Kaido from the sea is a spectacular sight. Enjoy the islands of Seto Inland Sea with Captain Nishida's frank-speaking guidance.</p> <p><Battleship Island and Rabbit Island Cruise></p> <p>○ 1-hour course Take a cruise around Chigirishima Island which used to house factories all over the island during wartime and was mistaken for a battleship and Okunoshima which is known as a Rabbit Island. The tour takes you around a dynamic island shaped like a warship. This is the only place in Japan where the nature of the Seto Inland Sea creates such unique scenery.</p> <p>○ 3-hour course Take a cruise around Battleship Island and get off at Okunoshima (Rabbit Island) to play with the rabbits. You will see the scenic Okunoshima Lighthouse from the boat. Land on an island inhabited by more than 700 wild rabbits. There are rabbits all over the island and you can interact with them up close. You will be soothed by the adorable rabbits.</p>		
DETAILS	<p>1. Arrival It takes approximately 70 minutes from Hiroshima Bus Terminal to Takehara Port by express bus. It is easily accessible from Tokyo and Osaka if you use the shinkansen (bullet train) or an airplane!</p> <p>2. Get aboard! Experience an elegant cruise while looking at the beautiful views of Setouchi (Seto Inland Sea) Enjoy a luxurious time, feeling as if you are taking a private cruise.</p> <p>3. Have a relaxing time (on the 3-hour course, you can get off at Okunoshima Island and play with rabbits) Enjoy a relaxing time onboard. Pop open a bottle of wine or champagne and enjoy an appetizer while the sea breeze blows through your hair. We have no doubt that this cruise will become a good memory of your time in Setouchi!</p> <p>4. End of the cruise Hiroshima is famous for its oysters! Why don't you try a delicious and fresh meal in Setouchi after the tour?</p>		
SCHEDULE	Start time	End time	Experience Details
	◆ 1 hour course (ex)		
	08:30	09:30	Takehara Port Setouchi Cruising
	◆ 3 hours course (ex)		
	08:30		Takehara Port Setouchi Cruising
			Okunoshima (Rabbit Island) Setouchi Cruising
		11:30	

About the Setup

Meeting point	Takehara Port
Meeting place address	4-2-24 Minatocho Takehara City Hiroshima Prefecture 725-0024
Access	<p><Access from Hiroshima Bus Center> About 70 minutes from Hiroshima Bus Center to Takehara Port by express bus (Kaguya Hime.) Cruising departs from Takehara Port.</p> <p><Access via Shinkansen from Higashi Hiroshima Station> About 30 minutes from JR Higashi-Hiroshima Station to Takehara Port by local bus. Cruising departs from Takehara Port.</p> <p><Access from Hiroshima Airport> About 30 minutes from Hiroshima Airport to Takehara Port by local bus. Cruising departs from Takehara Port.</p>

Seto Inland Sea

Prices

Main Plan Price	Classification (age, number of people, etc.)	Category 1	Category 2	Category 3	Category 4
	Selling price (tax included)	¥20,295	¥42,990		
	Reference price.				
	Application Unit	per group	per group		
Included in the main fee	Charter fee, food and drink available (you can also bring your own meal, drinks, etc.)				
Not included in the main fee	Meal (morning:×/lunch:×/dinner:×)				
Option Price		Option1	Option2	Option3	Option4
	Option name	English Interpreter			
	detailed explanation				
	Selling price (tax included)	¥0	¥0	¥0	¥0
	Reference price.				
	Application Unit				

Schedule

Duration		1 hour / 3 hours		Time of completion of assembly		
Reservation Deadline		Up to 72 hours before start time				
Experience Time	✓ on the days of the week that apply.	day of the week	Initial start time	Final start time	Frequency	
		every day	:	:		
	✓	Monday				
	✓	Tuesday				
	✓	Wednesday				
	✓	Thursday				
	✓	Friday				
		Saturday	:	:		
		Sunday	:	:		
Special schedules not covered above		-				
Closed (when 3 or more holidays are scheduled) Seasonal, year-end and New Year holidays, etc.						

INFORMATION

Language support

Language support ✓ to those that apply		English	Chinese	Korean	Other languages (include language name)
	guide	✓ (option)			
	audio guide				
	explanatory material				
	Other				
Language level of the guide		English	Chinese	Korean	Other Languages
		Speaks fluently Can explain			

Participant

Capacity	smallest	2	persons	largest	10	persons	Conditions for free participation
Items to bring							
Participant Requirements Please put ✓ on those that apply	Wheelchair users are able to participate.						
	Wheelchair accessible for all transfers.						
	All floor surfaces are wheelchair accessible.						
	Strollers are allowed.						
	Animals (pets) are allowed.						
	Public transportation nearby.						
	It is possible to experience this with an infant on your lap.						
	There are chairs available for infants and toddlers.						
	Not recommended to participate if you have back pain.						
	Pregnant women are not allowed to participate.						
	Participation is not recommended if you have a serious heart or other medical condition.						
	A luggage storage service is available.						
Other participant requirements	Photography is not allowed due to copyright and portrait protection.						
	There are chairs available for infants and toddlers.						

Health and safety measures

1. Face masks required for travelers in public areas	✓
2. Face masks required for guides in public areas	✓
3. Face masks provided for travelers as needed	
4. Hand sanitizer available to travelers and staff	
5. Social distancing enforced throughout the experience	✓
6. Regularly sanitized high-traffic areas	
7. Gear/equipment sanitized between uses	✓
8. Transportation vehicles regularly sanitized	
9. Guides required to regularly wash hands	✓
10. Regular temperature checks for staff	
11. Temperature checks for travelers upon arrival	✓
12. Paid stay-at-home policy for staff with symptoms	
13. Contactless payments for gratuities and add-ons	
14. Contactless ticket redemption	

Troubleshooting

In case of no-show Contact method Weather, disasters, etc.	Email at least 1 day before the day of the experience					
	Cancellation Policy Patterns	✓	When to Cancel	Cancellation fee to be paid to your company (A)	Attractive JAPAN Cancellation Fee (B)	Cancellation Policy for Customers (A+B)
Cancellation Policy ✓ for the one you want	Non-travel products not involving movement of goods or lodging	【Pattern1】 Attractive JAPAN standard cancellation policy	7 to 4 days before the tour date	30%	10%	40%
			3 to 2 days before the tour date	50%	10%	60%
			The day before the tour date, on the day of the tour	100%	0%	100%
	Travel business products involving travel and lodging	【Pattern2】 Cancellation Policy of Travel Agency Terms and Conditions <u>In principle, changes are not allowed.</u>	20 to 8 days before the departure date of the tour <u>10-8 days prior for one-day trip</u>	10%	10%	20%
			7 to 2 days before the departure date of the tour	20%	10%	30%
			The day before the departure date of the tour	30%	10%	40%
			On the day of the departure date of the tour	40%	10%	50%
			After the tour departed, No show	100%	10%	100%

Other remarks

Free WI-FI	-	Toilet	-
------------	---	--------	---

Witness Stunning Itsukushima Shrine on a Quick Sea Kayak Tour

HIGHLIGHT

- Experience an exciting sea kayak tour in on the gorgeous sea.
- Witness a rare and stunning view of the great shrine gate of Itsukushima Shrine from the sea.
- Our tour only takes an hour, so you can fit it in your busy schedule!

PLAN

Witness a stunning view of the Itsukushima Shrine, a World Heritage Site, from the sea on a kayak. You don't need much time, use one hour of your trip to make a valuable memory of the breathtaking shrine. This tour is recommended for tourists in Miyajima and for those who want to try kayaking for the first time. Enjoy the breathtaking view of the great shrine gate of Itsukushima Shrine from the sea.

SUSTAINABLE TOURISM

Sustainable Tourism Support

- a. Sustainability of the natural environment :★★
- b. Community and Cultural Sustainability :★★
- c. Sustainability of the local economy :★★



Aiming for "something that moves the heart" in both sports and art



HART Adventure Center storefront in an old house



Scenery of townhouse street lined with old houses



Kayaking by Itsukushima Shrine in Miyajima



Seto Inland Sea

INFORMATION

Seto Inland Sea

Plan Details

Plan Name	Witness Stunning Itsukushima Shrine on a Quick Sea Kayak Tour		
Plan Category	Tour (content to visit two or more locations)		
Plan Theme (select 2-3)	Outdoor, Adventure	Holidays and national holidays	Nature, Social Activities
Highlights (3-5 listed)	Experience an exciting sea kayak tour in on the gorgeous sea. Witness a rare and stunning view of the great shrine gate of Itsukushima Shrine from the sea. Our tour only takes an hour, so you can fit it in your busy schedule!		
OUTLINE (1-2 lines)	Witness a stunning view of the Itsukushima Shrine, a World Heritage Site, from the sea on a kayak. You don't need much time, use one hour of your trip to make a valuable memory of the breathtaking shrine. This tour is recommended for tourists in Miyajima and for those who want to try kayaking for the first time. Enjoy the breathtaking view of the great shrine gate of Itsukushima Shrine from the sea.		
DETAILS	<p>Visit the HART Adventure Center, which has a storefront on a corner of the townhouse street lined with tasteful old houses on the island.</p> <p>We will put on your equipment and give you a brief explanation of the precautions to take. We will move to the beach where the sea kayaks are placed. Here you will put on all your safety gear and your instructor will teach you how to use the paddle, how to control the kayak, and how to avoid danger.</p> <p>Finally, we will paddle out to the sea. Once you are safely out on the water, you will aim for a target offshore. They will practice going forward, backward, stopping, turning, and so on. When they get used to rowing, they will start rowing toward the Otorii (Grand Gate). You can take a commemorative photo with "Otorii floating on the sea" in the background. It is a great way to commemorate your trip!</p> <p>Finally, a commemorative photo with the sea kayak, Itsukushima Shrine, and the Otorii Gate in the background! Translated with www.DeepL.com/Translator (free version)</p>		
SCHEDULE	Start time	End time	Name of spot (stopover or transit point)
	00:00	00:15	Miyajima
	00:15	00:25	
	00:25	00:55	
	00:25	1:00	
	Experience Details		
	Customer visit		
	Move to the beach and practice paddling		
	Practice offshore in a sea kayak and head for Otorii		
	Return to the beach for a commemorative photo. End of experience		

About the Setup

Meeting point	HART Adventure Center(Sumiregusa)
Meeting place address	58 Miyajima-cho, Hatsukaichi-shi, Hiroshima-ken 739-0533
Access	<p>・access to Miyajima</p> <p>Go to Miyajima-guchi station from Hiroshima station by JR Sanyo line (about 25min).</p> <p>It is a 3-minutes walk from Miyajimaguchi station from Miyajimaguchi pier/</p> <p>Tale JR Miyajima Ferry or Matsudai Ferry (about 10 minutes) to Miyajima Pier.</p> <p>About 20 minutes walk from Miyajima Pier</p> <p>Meeting point: in front of the Miyajima History and Folklore Museum located on the way to Miyajima Aquarium from the exit of Itsukushima Shrine.</p>

Prices

Main Plan Price		Category 1	Category 2	Category 3	Category 4
	Classification (age, number of people, etc.)	adult	Children (9~17 years old)		
	Selling price (tax included)	¥6,600	¥5,885		
	Reference price.				
	Application Unit	per capita	per capita		
Included in the main fee	Kayak body, paddles, safety equipment, waterproof equipment, and all necessary equipment, sea kayak guide fee				
Not included in the main fee	-				
Option Price		Option1	Option2	Option3	Option4
	Option name				
	detailed explanation				
	Selling price (tax included)	¥0	¥0	¥0	¥0
	Reference price.				
	Application Unit				

Schedule

Duration	1 hour		Time of completion of assembly	Up to 19 minutes before the start time	
Reservation Deadline	Up to 2 days prior to start time				
Experience Time	✓ on the days of the week that apply.	day of the week	Initial start time	Final start time	Frequency
	✓	every day	10:00	16:00	Held every 90 minutes
		Monday	:	:	
		Tuesday	:	:	
		Wednesday	:	:	
		Thursday	:	:	
		Friday	:	:	
		Saturday	:	:	
		Sunday	:	:	
Special schedules not covered above	-				
Closed (when 3 or more holidays are scheduled) Seasonal, year-end and New Year holidays, etc.					

INFORMATION

Language support

Language support ✓ to those that apply		English	Chinese	Korean	Other languages (include language name)
	guide	✓			
	audio guide				
	explanatory material	✓			
	Other				
Language level of the guide		English	Chinese	Korean	Other Languages
		Not fluent, but can explain without problems			

Participant

Capacity	smallest	2	pers on	largest	10	pers on	Conditions for free participation	
Items to bring	Change of clothes, towel							
Participant Requirements Please put ✓ on those that apply	Wheelchair users are able to participate.							
	Wheelchair accessible for all transfers.							
	All floor surfaces are wheelchair accessible.							
	Strollers are allowed.							
	Animals (pets) are allowed.							
	Public transportation nearby.							✓
	It is possible to experience this with an infant on your lap.							
	There are chairs available for infants and toddlers.							
	Not recommended to participate if you have back pain.							✓
	Pregnant women are not allowed to participate.							✓
	Participation is not recommended if you have a serious heart or other medical condition.							✓
	A luggage storage service is available.							✓
	Photography is not allowed due to copyright and portrait protection.							
	There are chairs available for infants and toddlers.							
Other participant requirements	Ages 9 and up Elementary school students must be accompanied by a parent or guardian. Kayaks are for two people. If there is an odd number of participants, one person must ride with the guide.							

Health and safety measures

1. Face masks required for travelers in public areas	✓
2. Face masks required for guides in public areas	✓
3. Face masks provided for travelers as needed	✓
4. Hand sanitizer available to travelers and staff	✓
5. Social distancing enforced throughout the experience	✓
6. Regularly sanitized high-traffic areas	✓
7. Gear/equipment sanitized between uses	✓
8. Transportation vehicles regularly sanitized	✓
9. Guides required to regularly wash hands	✓
10. Regular temperature checks for staff	✓
11. Temperature checks for travelers upon arrival	✓
12. Paid stay-at-home policy for staff with symptoms	✓
13. Contactless payments for gratuities and add-ons	✓
14. Contactless ticket redemption	✓

Troubleshooting

In case of no-show Contact method Weather, disasters, etc.	Call at least 3 days prior to the day of the experience					
	Cancellation Policy Patterns	✓	When to Cancel!	Cancellation fee to be paid to your company (A)	Attractive JAPAN Cancellation Fee (B)	Cancellation Policy for Customers (A+B)
Cancellation Policy ✓ for the one you want	Non-travel products not involving movement of goods or lodging	【Pattern 1】 Attractive JAPAN standard cancellation policy	7 to 4 days before the tour date	30%	10%	40%
			3 to 2 days before the tour date	50%	10%	60%
			The day before the tour date, on the day of the tour	100%	0%	100%
	Travel business products involving travel and lodging	【Pattern 2】 Cancellation Policy of Travel Agency Terms and Conditions <u>in principle, changes are not allowed.</u>	20 to 8 days before the departure date of the tour <u>10-8 days prior for one-day line</u>	10%	10%	20%
			7 to 2 days before the departure date of the tour	20%	10%	30%
			The day before the departure date of the tour	30%	10%	40%
			On the day of the departure date of the tour	40%	10%	50%
			After the tour departed, No show	100%	10%	100%

Other remarks

Free WI-FI	-	Toilet	Yes (Western-style)
------------	---	--------	---------------------

List of Recommended Products

〈Rekiseisha Corporation Mr. Fujii recommends!〉

Shimada Suisan
Oysters and the Seto Inland Sea, Eco-Cycle of Miyajima Yayama" "An 18th generation oyster fisherman who has been in business for 300 years since Edo tells about oysters and the Seto Inland Sea.



▷ You can taste the plump oysters right in front of the production site where they are landed!

〈Shimada Suisan Corporation Mr. Shimada recommends!〉

Adventure Café Orihalcon
Go with an adventurer who sailed around the Pacific Ocean! A Sailing Trip to the "Calm" Seas of the Seto Inland Sea"
▷ You can enjoy your Seto Inland Sea adventure with Mr. Yamashita while sipping on his special espresso!



〈Adventure Cafe Orihalcon Mr. Yamashita recommends!〉

YOU-Be Corporation
[Sunday Only] Miyajima Spectacular Cruise Trip for Healing and Discovery (Round Miyajima with Lunch) ~Why is Miyajima called "God's Island"?~
▷ A unique space, HANAİKADA, the maritime restaurant!



〈YOU-Be Corporation, Mr. Fujisato recommends!〉

Setouchi Guide House Tabitasu
The best of the Shimanami Kaido! Cycling Guided Tour to the Spectacular Views of the Archipelago & Local Shops" (Japanese only)
▷ Enjoy Shimanami by tasting the abundance of citrus fruits at the stores where you stop by on your bicycle!



〈Setouchi Guide House Tabitasu Mr. Watanabe recommends it!〉

Rekiseisha Co.
The only one of its kind in Japan, this innovative gold leaf paper technology is taught through the experience of stamping gold leaf on a folding fan.
▷ The atelier-like factory is built from waste materials exposed to radiation, and offers a fascinating taste of both the history and the foil of Hiroshima at the same time!



〈WAKKA Corporation Mr. Murakami recommends!〉

MAGIC ISLAND
SUP experience to deepen your feelings for peace, which you can feel because you are on the river in Hiroshima".
▷ Not only enjoy the scenery on a SUP, but also a special experience unique to the city of Hiroshima.



〈mint, Inc. Mr. Ishitobi recommends it!〉

HART Adventure Center
<One-hour easy experience> Sea kayak tour to enjoy the World Heritage Site Itsukushima Shrine from the sea".
▷ You can enjoy a petit adventure experience with a World Heritage site as your backdrop!



〈Murakami Suigun Shokai Mr. Murakami recommends!〉

mint inc.
otsukai! Etajima
▷ It's like being part of the island! We'll be serving Etajima's specialties at farmers' markets and wholesale markets!



〈MAGIC ISLAND Mr. Nishikawa recommends!〉

Setouchi Cruiser
The captain who knows Setouchi well will guide you! Leisurely Private Cruise Tour".
▷ Bring your own wine or sake made in Takehara to make your cruise trip even more special!



〈Setouchi Cruiser Mr. Nishida recommends!〉

Murakami Suigun Shokai
Tuning into the Setouchi way of life in Tomonoura, a port town with a waiting tide 1-day sea kayak tour".
▷ Kayak the Tomonoura, where history and nature interweave! Souvenirs from the trip include the local specialty, Homeishu!



〈HART Adventure Center Mr. Sueda recommends it!〉

WAKKA Corporation
Exchange with local farmers in Omishima, where the history of citrus cultivation has been handed down! Cycle Guided Tour of Colorful Citrus Fields".
▷ E-mountain bike through the rich citrus groves of Omishima, and enjoy some seasonal citrus picking!





Company Name: 株式会社地域ブランディング研究所

English name: Regional Branding Institute Co., Ltd.

Representative: Hiroshi Yoshida

Location: 8F Aqua Teruse U II, 2-20-3 Kaminarimon, Taito-ku, Tokyo

111-0034

TEL : 03-5246-4248

FAX : 03-6732-3140

MAIL: info@chibra.co.jp